

**Ferrari**

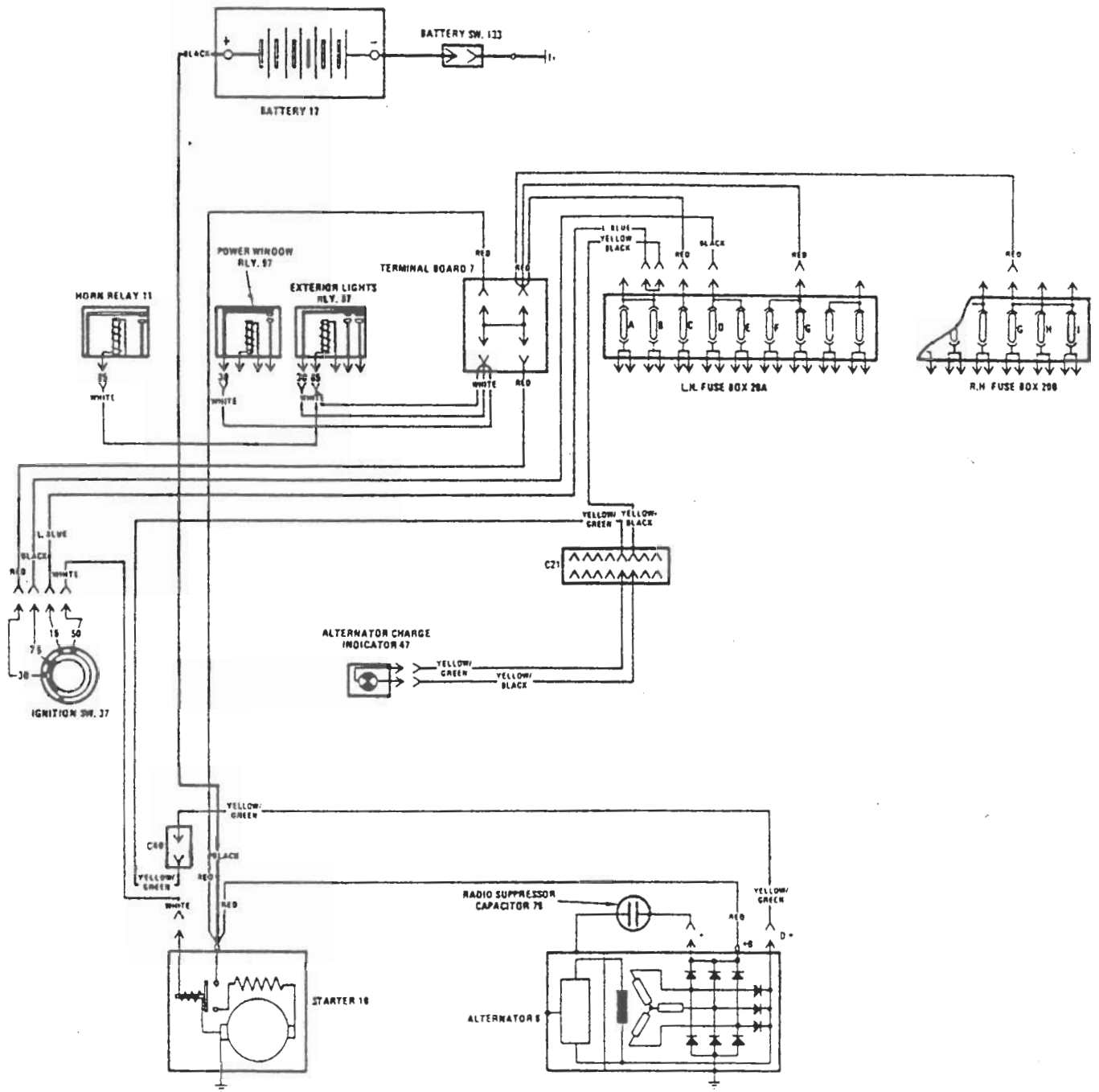


**1981 WIRING DIAGRAMS**

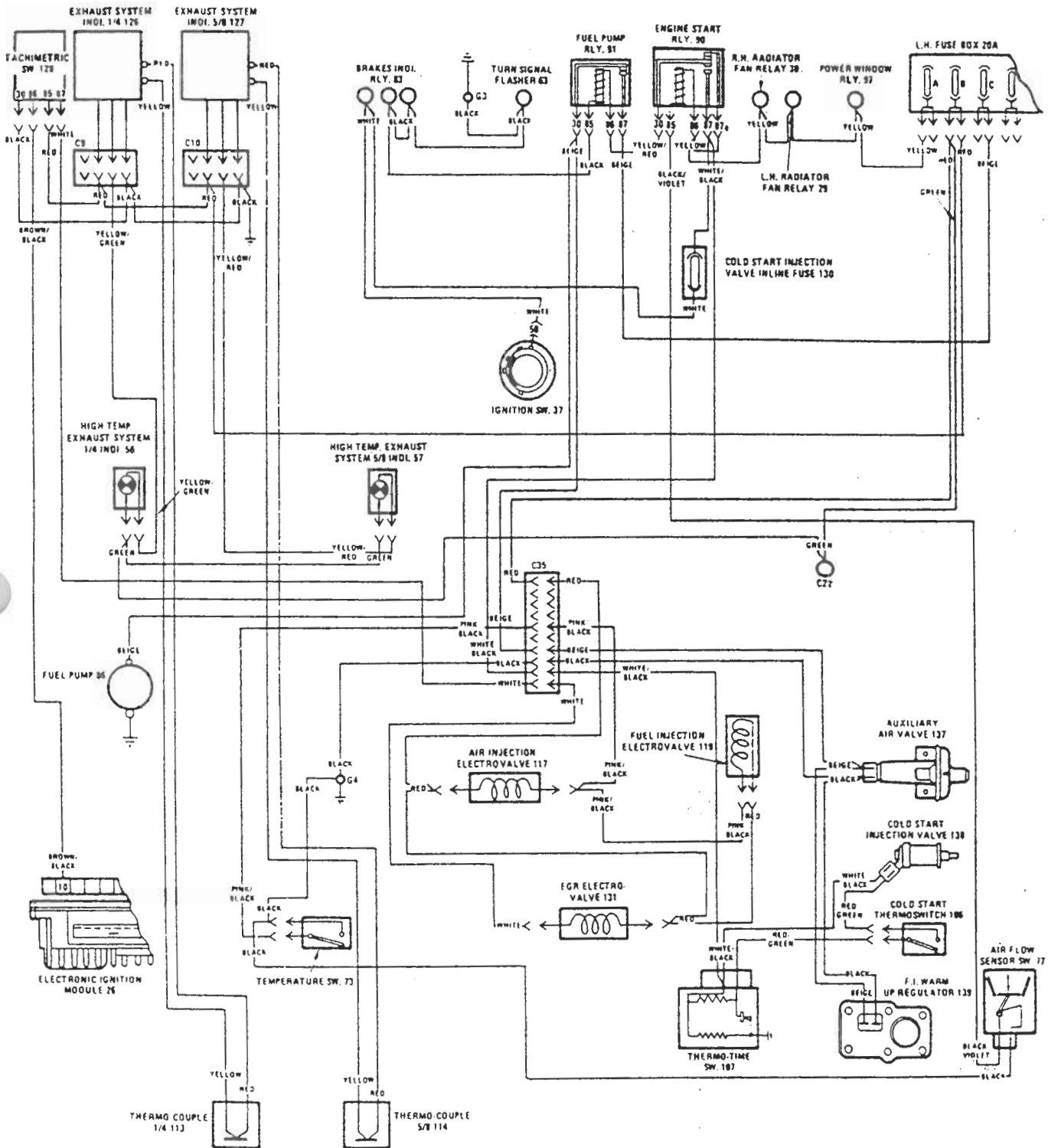
**308 GTBi**

**308 GTSi**

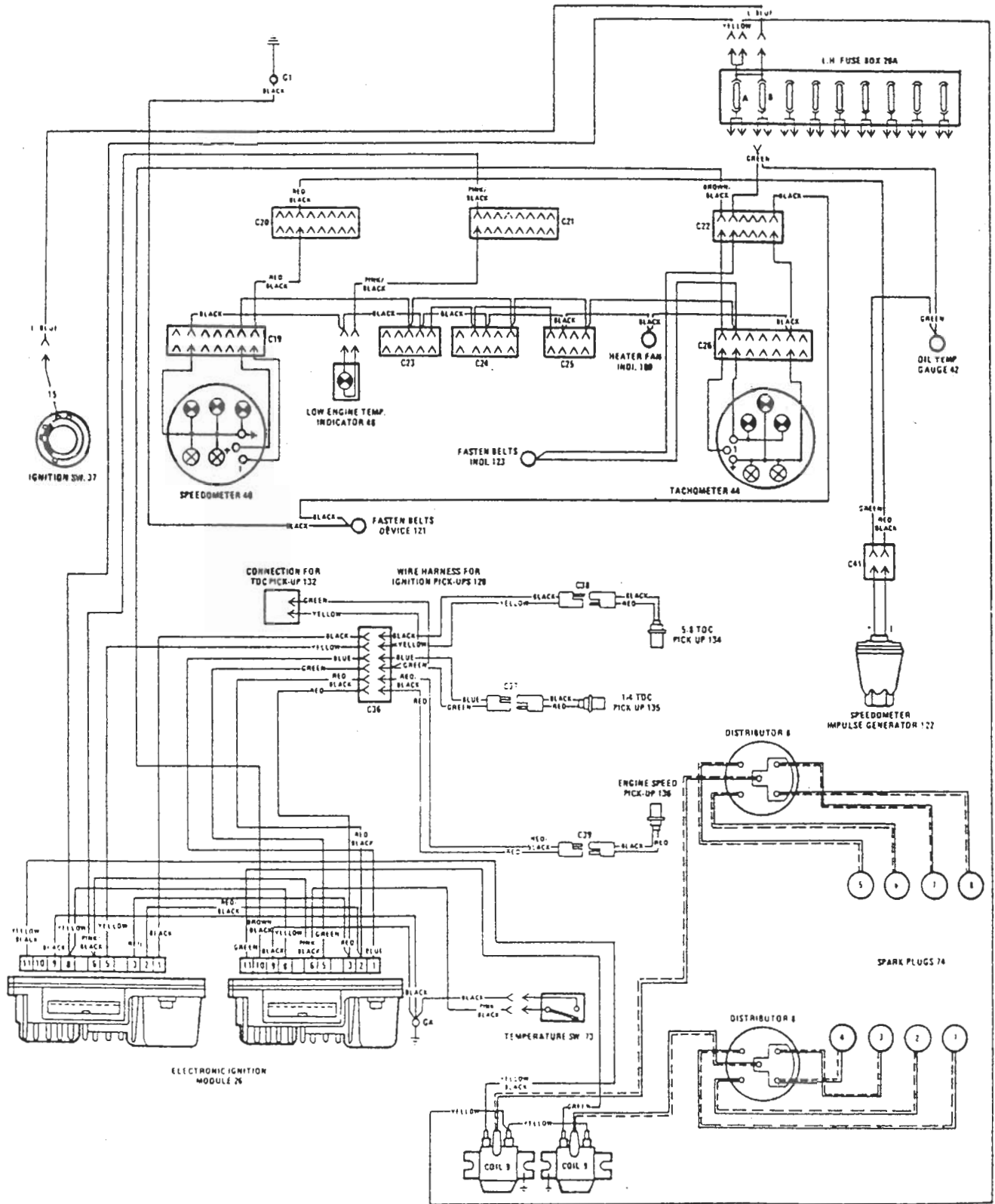
# Power distribution and starter circuits



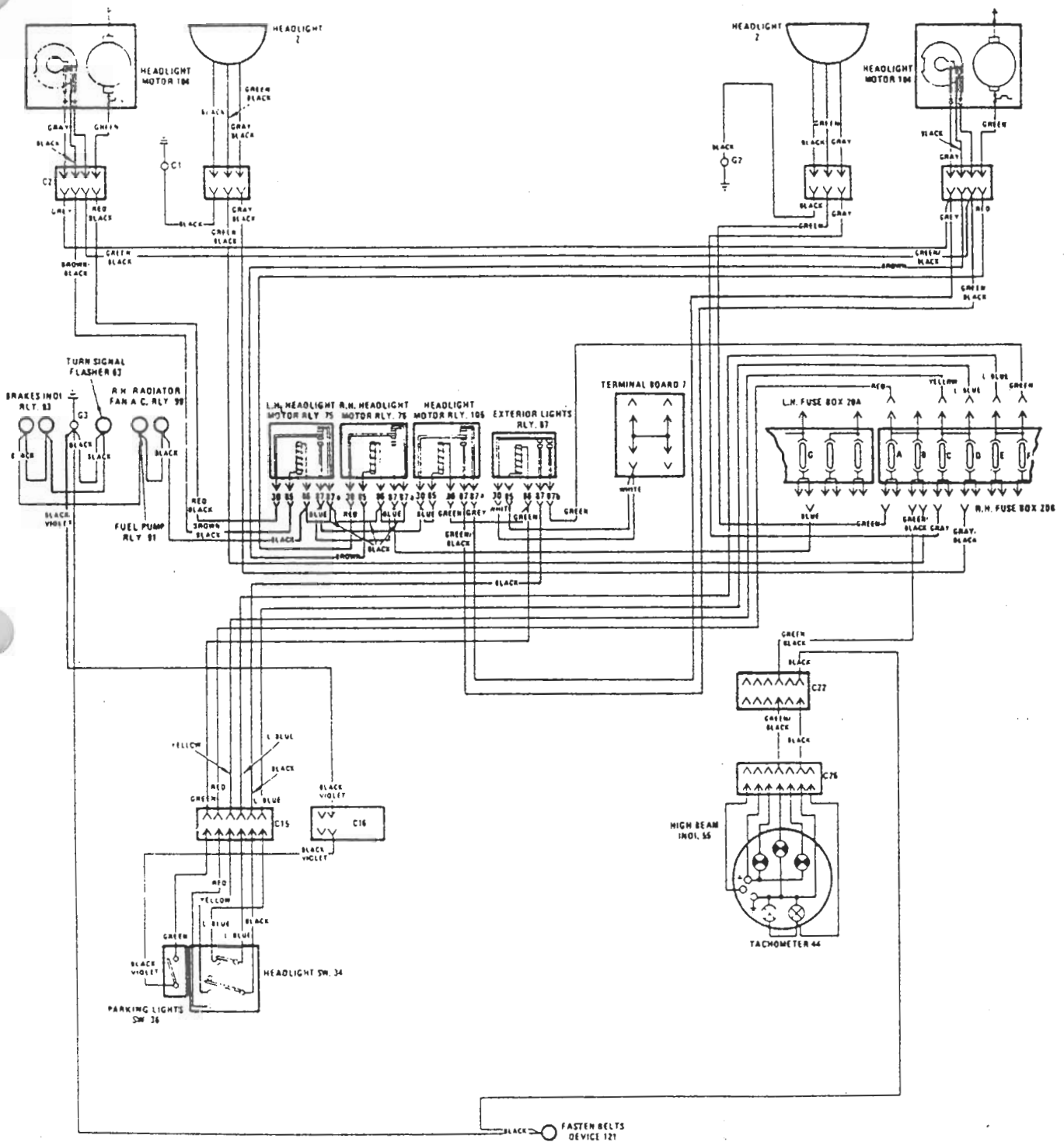
# Fuel injection, EGR, air injection, and exhaust system temperature warning circuits



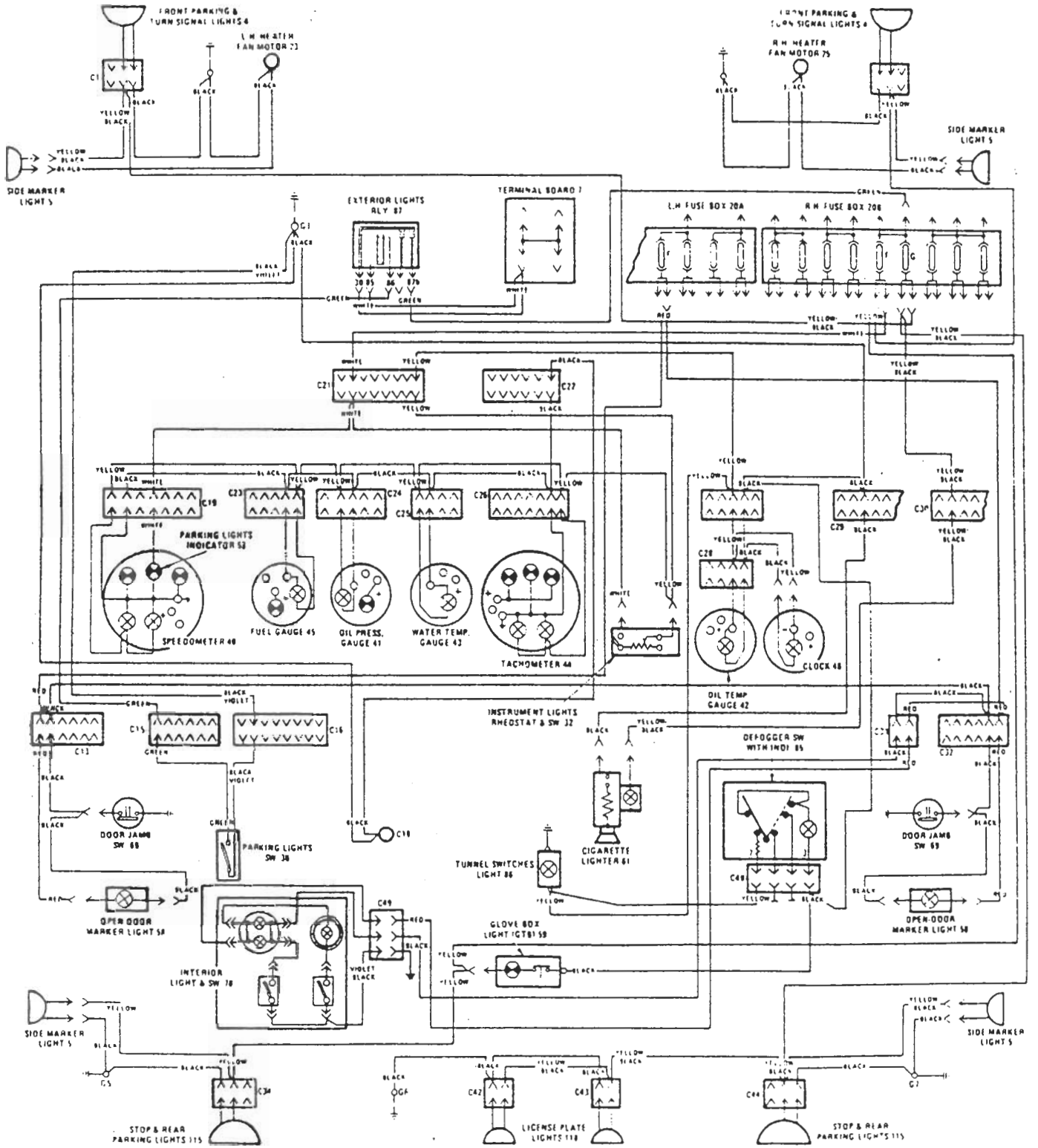
# Ignition, tachometer, and speedometer circuits



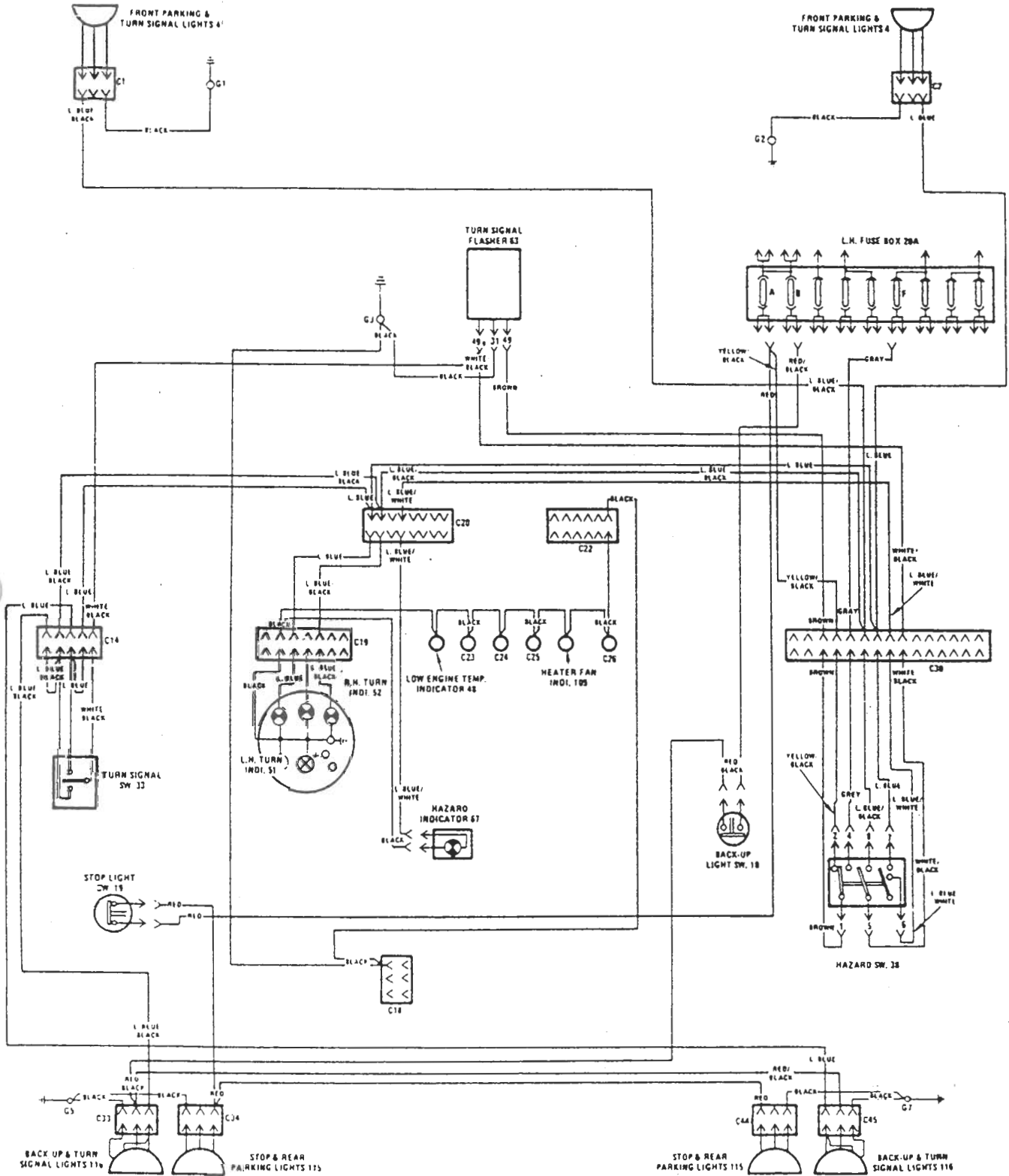
# High and low beams circuits



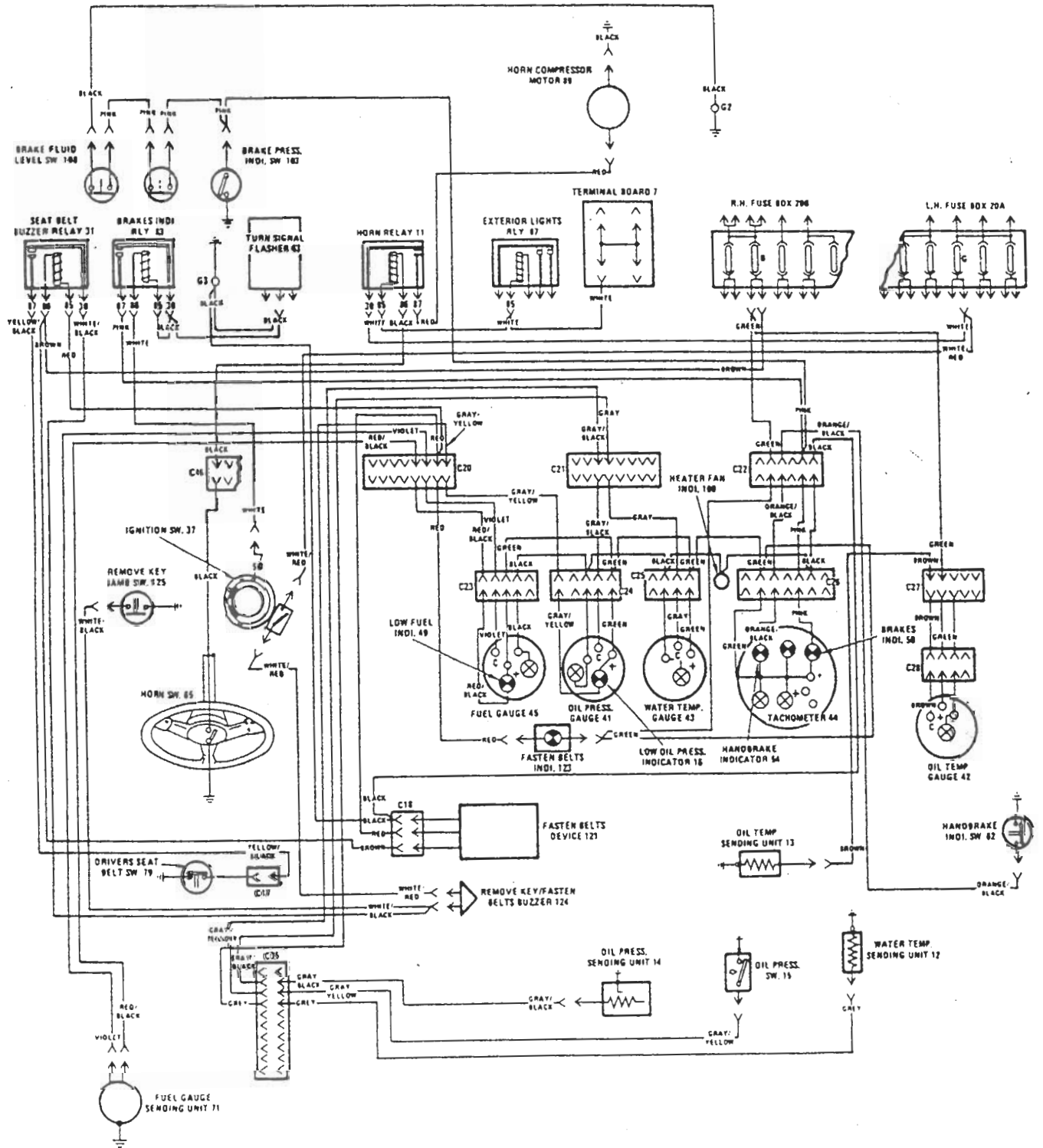
# Inner and outer lighting circuits



# Turn signal and hazard lights circuits

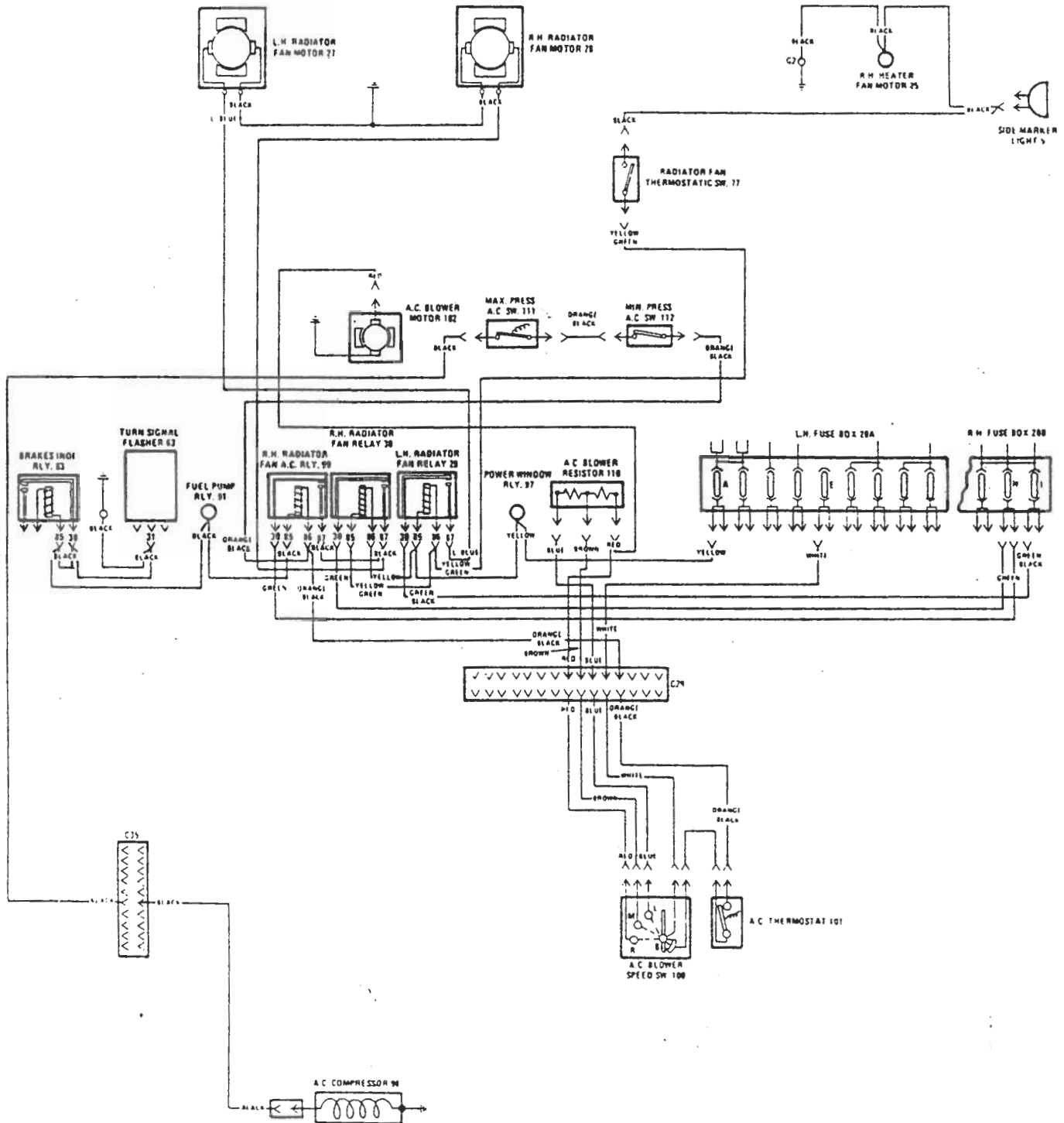


# Instruments, gauges, indicators, horn, and fasten belts circuits

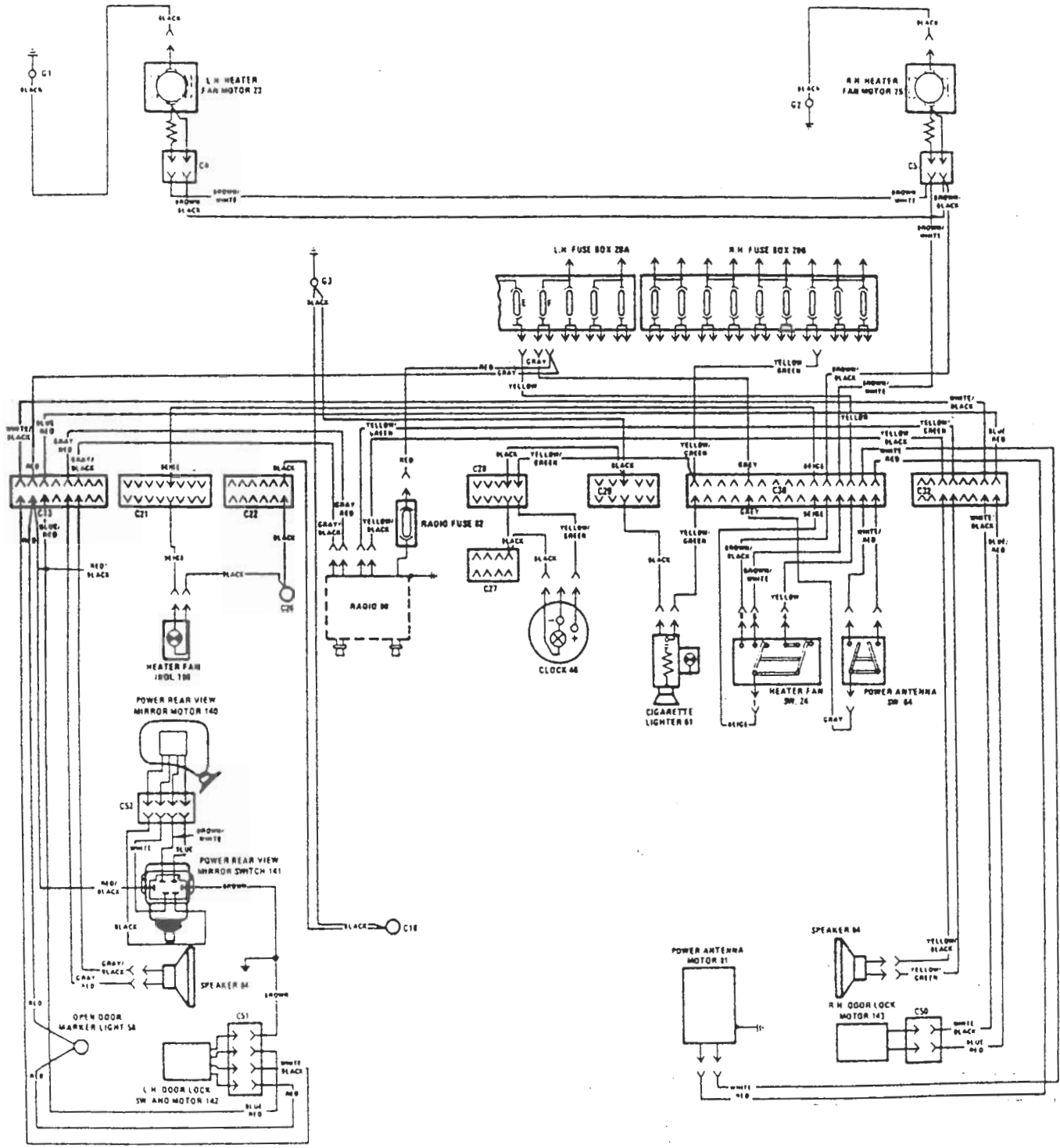




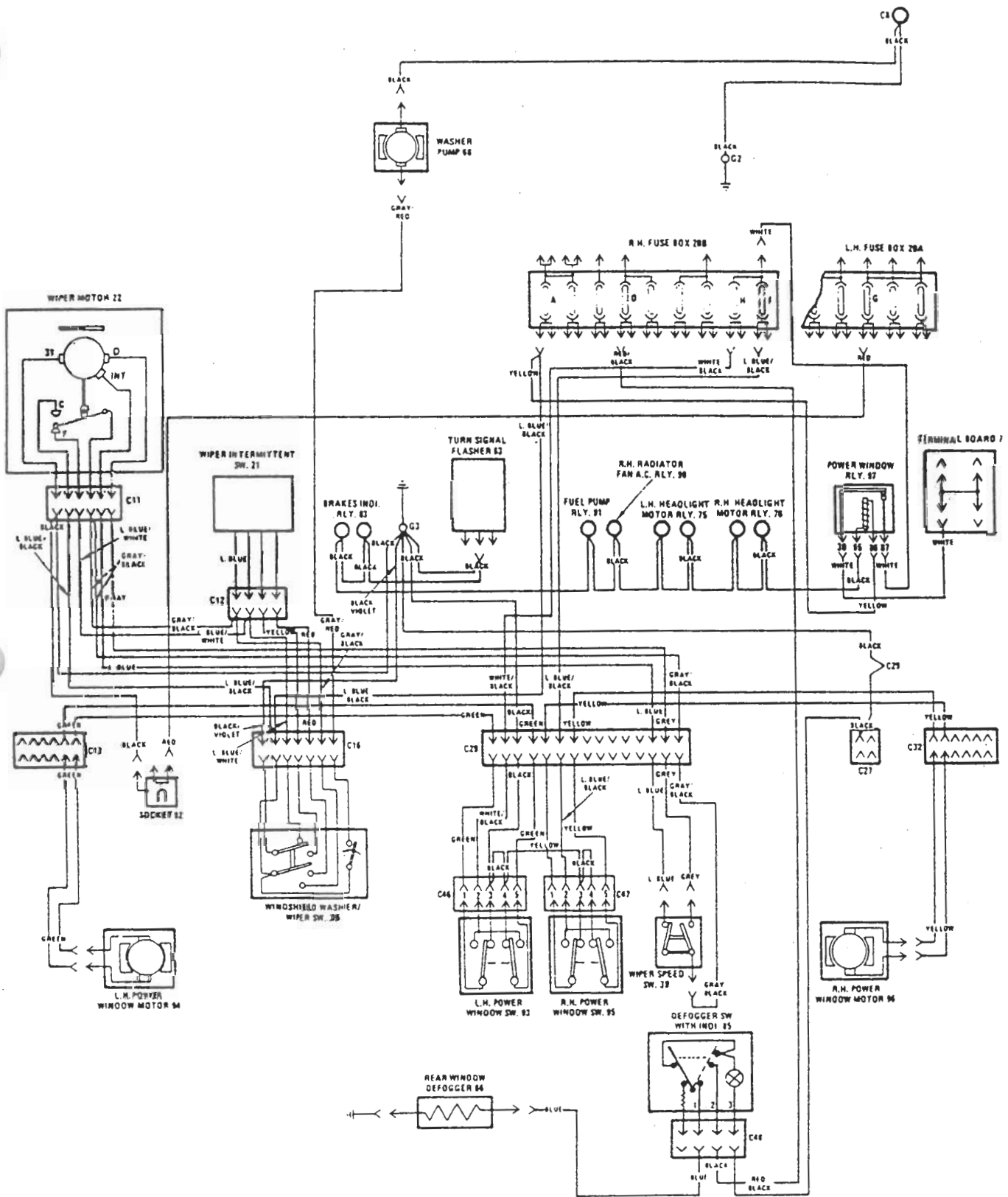
# Air conditioning and radiator cooling fans circuits



# Radio, heater, clock, cigarette lighter, power antenna, power door locks, and power rear view mirror circuits



# Windshield washer/wiper, socket, power windows, rear window defogger circuits



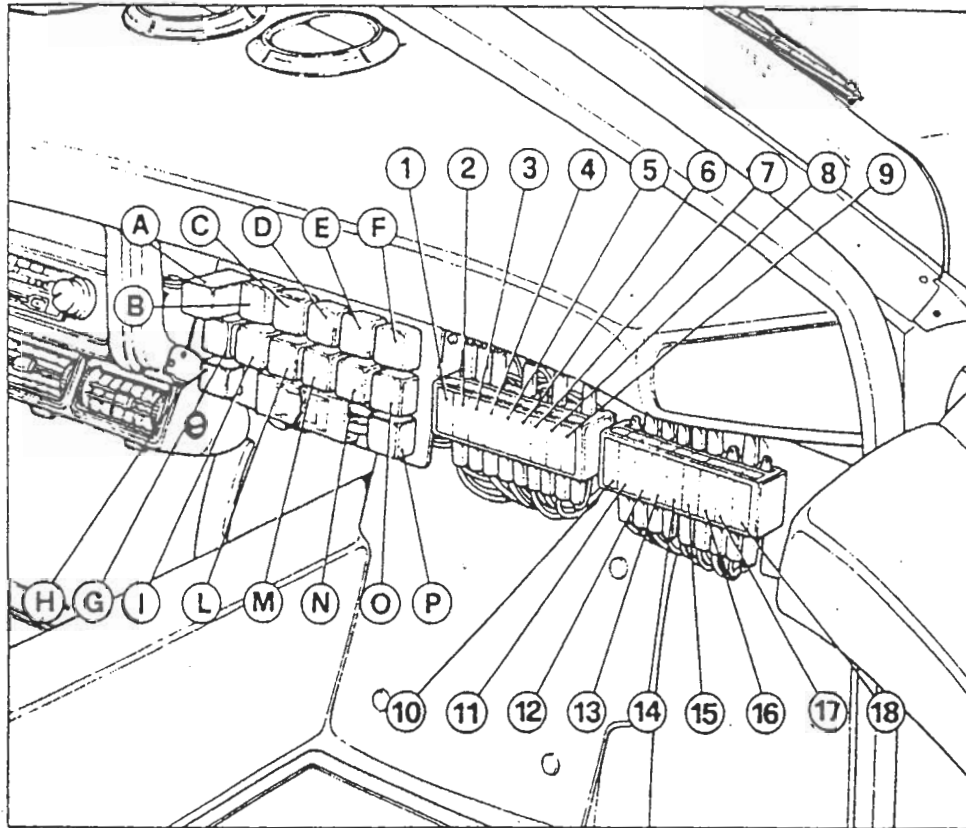
# COMPONENT INDEX

2. Headlight
4. Front parking and turn signal lights
5. Side marker lights
6. Alternator with incorporated voltage regulator
7. Terminal board (4-way)
8. Ignition distributor
9. Ignition coil
10. Starter
11. Horn relay
12. Water temperature gauge sending unit
13. Oil temperature gauge sending unit
14. Oil pressure gauge sending unit
15. Oil pressure indicator switch
16. Low oil pressure indicator
17. Battery
18. Back-up lights switch
19. Brake lights switch
- 20A. Left fuse box
- 20B. Right fuse box
21. Windshield wiper intermittence switch, with relay
22. Windshield wiper motor
23. L.H. heater fan motor
24. Heater fan switch
25. R.H. heater fan motor
26. Electronic ignition module
27. L.H. radiator cooling fan motor
28. R.H. radiator cooling fan motor
29. L.H. cooling fan relay
30. R.H. cooling fan relay
31. Fasten seat belt buzzer relay
32. Instrument lights rheostat and switch (4.5 ohms)
33. Turn signal switch
34. Headlight changeover switch
35. Windshield washer/wiper switch
36. Parking lights switch
37. Ignition switch
38. Hazard warning switch
39. Windshield wiper speed switch
40. Electronic speedometer
41. Oil pressure gauge
42. Oil temperature gauge
43. Water temperature gauge
44. Tachometer
45. Fuel gauge
46. Clock
47. Alternator charge indicator
48. Low engine temperature indicator
49. Low fuel indicator
50. Brake system failure indicator
51. L.H. turn indicator
52. R.H. turn indicator
53. Parking lights indicator
54. Handbrake ON indicator
55. High beam indicator
56. Slow Down Cyl. 1-4 indicator
57. Slow Down Cyl. 5-8 indicator
58. Open door marker light
59. Glove box light (308 GTBi)
61. Cigarette lighter
62. Handbrake ON indicator switch
63. Flasher
64. Antenna motor switch
65. Horn switch
66. Rear window defogger
67. Hazard warning indicator
68. Windshield washer pump
69. Door jamb switch
70. Interior light with switch
71. Fuel gauge sending unit
72. Air flow sensor switch
73. Temperature switch for electrovalves
74. Spark plugs
75. L.H. headlight motor relay
76. R.H. headlight motor relay
77. Radiator cooling fans thermostatic switch
78. Radio suppressor capacitor (incorporated in alternator)
79. Driver's seat belt switch
80. Radio
81. Power antenna motor
82. Radio inline fuse (5A)
83. Brake system failure indicator relay
84. Door speaker
85. Defogger switch and indicator
86. Fuel pump
87. Exterior lights relay
88. Tunnel switches light
89. Horn compressor
90. Engine start relay
91. Fuel pump relay
92. Socket
93. L.H. power window switch
94. L.H. power window motor
95. R.H. power window switch
96. R.H. power window motor
97. Power windows relay
98. A.C. compressor
99. R.H. radiator fan motor relay for A.C.
100. A.C. blower speed switch
101. A.C. temperature thermostat
102. A.C. blower motor
103. Brake pressure switch
104. Headlight motor
105. Headlight motors relay
106. Cold start thermoswitch
107. Thermo-time switch
108. Brake fluid level switches
109. Heater fans indicator
110. A.C. blower resistor

- 111. A.C. max. pressure switch
- 112. A.C. min. pressure switch
- 113. Thermocouple (1-4 cylinders)
- 114. Thermocouple (5-8 cylinders)
- 115. Stop and rear parking lights
- 116. Back-up and turn signal lights
- 117. Air injection electrovalve
- 118. License plate lights
- 119. Fuel injection fast idle electrovalve
- 120. Wire harness for ignition pick-ups
- 121. Fasten belts device
- 122. Speedometer impulse generator
- 123. Fasten seat belts indicator
- 124. Remove key/fasten belts buzzer
- 125. Remove key buzzer jamb switch, driver's door
- 126. Slow Down Cyl. 1-4 indicator control unit
- 127. Slow Down Cyl. 5-8 indicator control unit
- 128. Tachimetric switch for EGR electrovalve
- 130. Inline fuse (8A) for cold start injection valve
- 131. EGR electrovalve
- 132. TDC pick-up connection
- 133. Battery switch
- 134. 5-8 TDC pick-up
- 135. 1-4 TDC pick-up
- 136. Engine speed pick-up
- 137. Auxiliary air valve
- 138. Cold start injection valve
- 139. Engine warm-up regulator
- 140. Outside rear view mirror, with motor
- 141. Control switch, outside rear view mirror motor
- 142. Power door locks switch (electrical contact)
- 143. Motor, R.H. power door lock

# COMPONENT LOCATION

## FUSES AND RELAYS



### RELAYS

- |   |                                    |
|---|------------------------------------|
| A. Flasher — 63                               | H. Fuel pump relay — 91            |
| B. L.H. cooling fan relay — 29                | I. Power windows relay — 97        |
| C. R.H. cooling fan relay — 30                | L. Horn relay — 11                 |
| D. R.H radiator fan motor relay for A.C. — 99 | M. Headlight motors relay — 105    |
| E. Exterior lights relay — 87                 | N. L.H. headlight motor relay — 75 |
| F. Brake system failure indicator relay — 83  | O. R.H. headlight motor relay — 76 |
| G. Fasten seat belt buzzer relay — 31         | P. Engine start relay — 90         |

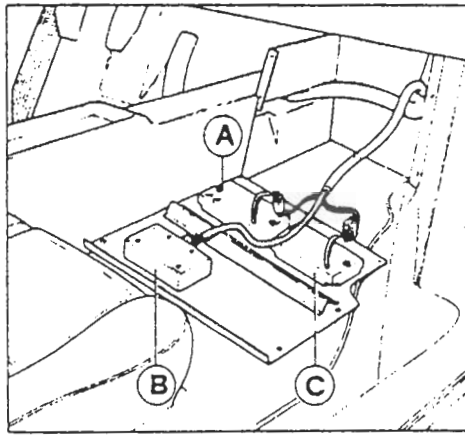
### FUSES

#### Left Box — 20A

- 1 — Fuse A — 16A — Windshield washer/wiper, relay coils, brake lights, and turn signals
- 2 — Fuse B — 8A — Electrovalves, instruments, indicators, exhaust system high temperature control system, seat belt buzzer circuit, and back up lights
- 3 — Fuse C — 16A — Fuel pump
- 4 — Fuse D — 16A — Rear window defogger
- 5 — Fuse E — 16A — A.C. system and heater fans
- 6 — Fuse F — 16A — Hazard warning lights, power antenna, door open marker lights, interior light, radio, power rear view mirror, and power door locks
- 7 — Fuse G — 16A — Headlight motors
- 8 — Fuse H — 16A — L.H. power window motor
- 9 — Fuse I — 16A — R.H. power window motor

#### Right Box — 20B

- 10 — Fuse A — 8A — R.H. high beam
- 11 — Fuse B — 8A — L.H. high beam and indicator
- 12 — Fuse C — 8A — R.H. low beam
- 13 — Fuse D — 8A — L.H. low beam
- 14 — Fuse E — 8A — Front right and rear left parking lights, glove box light, instrument lights
- 15 — Fuse F — 8A — Front left and rear right parking lights and license plate lights
- 16 — Fuse G — 16A — Horn, cigarette lighter, clock, lamp socket, and seat belt/remove key buzzer
- 17 — Fuse H — 16A — R.H. cooling fan motor
- 18 — Fuse I — 16A — L.H. cooling motor



- A. Catalytic converter thermocouple control unit — cylinders 5-8
- B. Tachimetric switch for EGR valve electrovalve
- C. Catalytic converter thermocouple control unit — cylinders 1-4

# CONNECTOR CODES

CONNECTOR NUMBER	NO. OF PINS	CIRCUITS
C1	3	Left front parking and turn signal lights
C2	4	Left headlight motor
C3	3	Left headlight
C4	2	Lefthand heater fan motor
C5	2	Righthand heater fan motor
C6	2	Right headlight
C7	4	Right headlight motor
C8	3	Right front parking and turn signal lights
C9	3	Slow Down Cyl. 5-8 indicator control unit
C10	3	Slow Down Cyl. 1-4 indicator control unit
C11	6	Windshield wiper motor
C12	4	Windshield wiper intermittence switch
C13	8	Lefthand door connector for jamb switch, open door marker light, speaker, and power window motor, power mirror switch and motor, power door lock motor
C14	5	Turn signal switch
C15	6	Parking light and high/low beam switches
C16	8	Horn and windshield washer/wiper switch
C17	1	Driver's seat belt switch
C18	3	Fasten belts device
C19	7	Instrument panel
C20	8	
C21	8	
C22	6	
C23	5	
C24	5	
C25	4	
C26	7	
C27	5	Oil temperature gauge and clock
C28	4	
C29	15	Power window switches, A.C. blower switch, A.C. temperature thermostat, windshield wiper speed switch, and cigarette lighter
C30	15	Cigarette lighter, hazard warning switch, heater fan switch, and power antenna switch
C31	2	Courtesy light
C32	8	Righthand door connector for jamb switch, open door marker light, speaker, power window motor, and power door lock motor
C33	3	Left rear back-up and turn signal lights
C34	3	Left rear stop and rear parking lights
C35	10	Engine harness connector for fuel injection, electrovalves, water temperature, oil pressure indicator, and oil pressure gauge sending units
C36	6	Connector for ignition pick-ups
C37	2	1-4 TDC pick-up
C38	2	5-8 TDC pick-up
C39	2	Engine speed pick-up
C40	1	Alternator
C41	2	Speedometer impulse generator
C42	2	Left license plate light
C43	2	Right license plate light
C44	3	Right rear stop and parking lights



CONNECTOR NUMBER	NO. OF PINS	CIRCUITS
C45	2	Right rear back-up and turn signal lights
C46	5	Lefthand power window switch
C47	5	Righthand power window switch
C48	4	Rear window defogger switch
C49	3	Courtesy light
C50	2	Right door lock motor
C51	4	Left door lock motor and switch
C52	4	Power mirror motor